

Rebecca Sitton's APPLESEED





PLANT THE SEEDS TO GROW SPELLING AND WORD-SKILL LITERACY.

Welcome back!


Activities for Primary Grade Students

Write *Welcome back!* on the chalkboard or on chart paper.

 Make large letter cards to spell the phrase *welcome back*. Place them in a pocket chart or chalk tray to spell *welcome back*.

 Mix the letters and have students take turns respelling *welcome back*. If needed, provide a model for students to reposition the letters.

 Randomly distribute the letters of *welcome back* to students. Ask them to work as a team to respell *welcome back*.

 Divide the class into small groups. Give each group a set of small letter cards that spell the phrase *welcome back* (use the Letter Card Blackline Master in your Sourcebook). Have groups see how many words they can make from the letters in *welcome back*.

Some of the words that can be made from the letters in *welcome back* include: able, ace, awoke, back, bake, beak, beam, became, become, bee, below, black, blame, blew, block, blow, bow, bowl, cab, cable, cake, calk, calm, came, camel, clam, claw, cloak, clock, coal, cob, cola, comb, comeback, cow, elbow, elk, elm, lab, lace, lack, lake, lamb, lame, law, leak, lock, low, make, male, meal, meow, mob, mock, mole, mow, oak, owe, owl, wake, walk, weak, web, wee, week, woke.