
Here's an Instant Activity for March 17, 2008



STRATEGY FOR SPELLING SUCCESS

For most learners, spelling well doesn't just happen. It is the result of a conscientious spelling and word-skill curriculum that:

1. provides a menu of skill-building activities that range in sophistication to teach critical concepts at a student's own level,
2. uses assessment to gather information to target word study to the specific words each student has not learned from among all previously introduced words in the program, as well as to identify skills not yet mastered,
3. equips teachers with guidelines for spelling expectations in everyday writing that increase as students develop as writers, making the classroom a rehearsal for real-world writing, *and*
4. proposes multiple opportunities to engage parents in their child's acquisition of spelling skills.

This Instant Activity helps teachers achieve item number 1 above—and item number 4, if the activity is assigned as homework.

Meeting state standards is a priority of the Sourcebook Series. Instant Activities further support skills and concepts reflected in state standards.



LEVEL OF DIFFICULTY

Approximately Grade 1



PURPOSE

To provide practice with number words.

Skills: writing number words, writing color words, homophones, visual skills, proofreading



SUGGESTED USE

Use this Instant Activity with the Level 1 Sourcebook (2nd or 3rd Edition), Unit 16, Activity 3B, page 109. For more practice with number words, check out Word Skills in Rhythm and Rhyme, Level 1, featuring Snappy Cat Jack.



TEACHING DIRECTIONS

Ask students to identify number words that are homophones (one, two, four, eight). Write the words on the chalkboard with their homophone partners. Have students predict the spelling as you write. Use the words in sentences to confirm their meanings.

Next, print the Instant Activity and distribute a copy to each student. Discuss the activity to ensure that students know what is expected. Then ask students to complete the activity at home or at school.



FOLLOW-UP

Have students share their completed Instant Activity.



FOR MORE

- For more activities to teach all the essential skills and concepts, and to develop a total spelling and language-related program, use the Sourcebook for Teaching Spelling and Word Skills for your grade level (grades 1–8). Download and print a sample unit for your grade level from our website, www.sittonspelling.com.
- Extend practice and word exploration with the optional student Practice Books for Learning Spelling and Word Skills (grades 1–6), appropriate for use with both the 2nd and 3rd Edition Sourcebooks. Each Practice Book contains correlated activities for selected lessons from every Sourcebook unit, a proofreading/editing exercise for each unit, and pages in the back for students to record their Spelling Words for study. Download and print sample pages for your grade level from our website, www.sittonspelling.com.
- Further extend the Level 1 Sourcebook concepts and skills with Word-Wise Sourcebook One for first and second grades, the Level 1 Core Word Activity Cards, and the Level 1 Word Skills in Rhythm and Rhyme CD-ROM/Activity Master Sourcebook. Visit our website, www.sittonspelling.com, to see these materials and explore their purpose.
- Watch for a kindergarten component to the Sourcebook Series. Check the website for publication information.
- **Sign up** at www.sittonspelling.com to receive Rebecca Sitton's complimentary *Appleseed* e-newsletter. The *Appleseed* is published three times each year, with new issues available the first week of November, January, and March. Each *Appleseed* contains Word Skills and Sourcebook Teaching Tips, answers reader questions, and informs you of current, pertinent educational information.

To learn about the Sourcebook Series for Teaching Spelling and Word Skills for grades 1-8:

Request our free Overview Video (available in DVD and VHS formats) and/or download sample units online at www.sittonspelling.com. If you are interested in on-loan evaluation copies or would like more information, call us toll free at 888-937-7355.

To learn how to use the Sourcebook Series for Teaching Spelling and Word Skills:

1. Attend a seminar that explains and demonstrates lessons that reflect the Sourcebook methodology. For more information, visit www.sittonspelling.com. Click on the Training tab at the top of the page, then click on Seminar Schedule.
2. Use the TUTOR ME Training CD-ROM for your grade level either on your own or in a small group. Rebecca Sitton guides you through a complete unit, telling you exactly what to do and why. Set aside about two hours to acquire complete expertise, or learn about each part of a unit as you need it. Use the TUTOR ME Parents as Partners module to introduce parents to the program and show them how their child will be learning to spell. Visit www.sittonspelling.com for more information.

Order your Sourcebook for Teaching Spelling and Word Skills online at www.sittonspelling.com.

Alternate order sources:

- *Texas*: Resolve Corporation, 600 Freeport Parkway, Coppell, TX 75019
PHONE 800-266-5122 • FAX 214-452-6301
- *other states*: Northwest Textbook Depository, P.O. Box 5608, Portland, OR 97228
PHONE 800-676-6630, FAX 503-639-2559


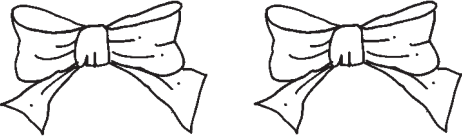








Build Skills and Word Experiences



Name _____, Super Speller

Number Words

Fill in the chart. Write the number and the number word. Then color the pictures.

1	one	Color it brown. 
	_____	Color them pink. 
	_____	Color them green. 
	_____	Color them blue. 
	_____	Color them red. 
	_____	Color them black. 
	_____	Color them purple. 
	_____	Color them orange. 
	_____	Color them yellow. 
	_____	Color them any color. 

On the back of your paper, write the color words. Then check the spelling with the words on this side of your paper.