

Here's an Instant Activity for March 7, 2005



STRATEGY FOR SPELLING SUCCESS

For most learners, spelling well doesn't just happen. It is the result of a conscientious spelling curriculum that:

1. provides a menu of skill-building activities that range in sophistication to teach critical concepts at a student's own level,
2. uses assessment to gather information to target word study to the specific words each student has not learned from among all previously introduced words in the program, as well as to identify skills not yet mastered,
3. equips teachers with guidelines for spelling expectations in everyday writing that increase as students develop as writers, making the classroom a rehearsal for real-world writing, and
4. proposes multiple opportunities to engage parents in the acquisition of spelling skills with their child.

This Instant Activity helps teachers develop item number 1 above—and item number 4, if the activity is assigned as homework.



LEVEL OF DIFFICULTY

Approximately Grade 5



PURPOSE

Concept: Homographs are words that have the same spelling, different meanings, and may have different pronunciations.

Skills: homographs, word meaning, pronunciation, making a class book, vocabulary development



SUGGESTED USE

Use this Instant Activity with Unit 22, *The Wordsmith Says* (page 196), in Level 5 of the Spelling Sourcebook Series.

The activity sheet for this Instant Activity can be completed at home to engage parents with their child, or it can be completed at school.



TEACHING DIRECTIONS

Discuss homographs. Next, print the Instant Activity and distribute a copy to each student. Discuss the activity to ensure that students know what is expected. Ask students to identify the homographs in the directions (lead, address, project, does, object, use, record, row, desert, minute, wind, progress, refuse, content). Then ask students to complete the activity at home or at school.

The Wordsmith Says




Homographs are among the most interesting words in our language and can be a source for challenging the most capable students. Have students ponder the meanings of homographs in these sentences. Then have students write and illustrate their own homograph sentences, using these as a model—one illustrated sentence per page to compile into a class book.

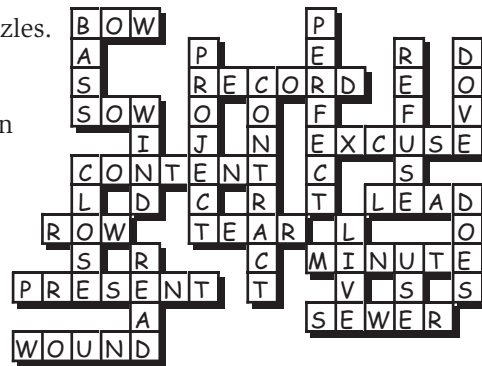
- The **minute** clock on the kitchen wall noted that it was one **minute** to two.
- The farm was used to **produce** fine **produce** for people throughout the valley.
- The landfill was so full that it had to **refuse** more **refuse**.
- She likes to **polish** the **Polish** furniture to a bright shine.
- The bandage was **wound** around the girl's **wound**.
- Do you **object** to this **object** being placed on your desk?
- There is no time like the **present** to **present** this **present** to you.
- A **row** developed among the rafters about how to **row** through the rapids.



FOLLOW-UP



Have students share their word puzzles. Then have students collect more homographs. Make a class book accordion style using homographs in student-written sentences.



FOR MORE

For more activities to teach all the essential skills and concepts, and to develop a total spelling and language-related program, use the Spelling Sourcebook for your grade level. Further extend the skills and concepts of the Spelling Sourcebook Series with Word-Wise Sourcebook Three for use with fifth and sixth graders.

To learn about the Series:

Request our free, on-loan Overview Video by calling 888-WE-SPELL (888-937-7355). The video can also be ordered through our web site: www.sittonspelling.com.

To learn how to use the Spelling Sourcebook Series:

1. Attend a seminar that explains and demonstrates lessons that reflect the Spelling Sourcebook methodology. For more information, visit www.sittonspelling.com. Click on the Training tab at the top of the page, then click on Seminar Schedule.
2. Use the **NEW TUTOR ME Training Video/CD-ROM** for your grade level either on your own or in a small group. Rebecca Sitton guides you through a complete unit, tells you exactly what to do, and why. Set aside about two hours to acquire complete expertise, or learn about each part of a unit as you need it. Invite parents to discover how their child will be learning to spell with the Parent Introduction. Visit www.sittonspelling.com for more information.

To order your SPELLING SOURCEBOOK:

Northwest Textbook Depository
P.O. Box 5608
Portland, OR 97228
800-676-6630 (phone) / 503-639-2559 (fax)


Build Skills and Word Experiences



Name _____, Super Speller

Homograph Fun

Lead the way! Address this project. Read each clue. Does it make sense? The object is to use the clue to record the correct homograph in the right row or column of the puzzle. Don't desert the game if you're stumped for a minute. You'll wind up making good progress for each separate word if you refuse to give up! Don't be content until the puzzle is complete.



ACROSS

1. put this on top of a wrapped present
6. make note of, write down
8. a female pig
10. reason, explanation
11. satisfied, pleased, happy
12. guide, show the way
14. do this with oars and a boat
15. pull apart, rip, shred
18. there are 60 seconds in one
20. gift
21. a seamstress (rhymes with lower)
22. injure, hurt, damage

DOWN

1. homophone for base
2. flawless, ideal, just right
3. task, undertaking, assignment
4. decline, turn down
5. past tense of dive
7. opposite of expand
9. coil, twist
11. opposite of open
13. female deer (plural)
16. opposite of dead
17. homophone for red
19. purpose, function