


Here's an Instant Activity for February 2, 2004



STRATEGY FOR SPELLING SUCCESS

For most learners, spelling well doesn't just happen. It is the result of a conscientious spelling curriculum that:

1. provides a menu of skill-building activities that range in sophistication to teach critical concepts at a student's own level,
2. uses assessment to gather information to target word study to the specific words each student has not learned from among all previously introduced words in the program, as well as to identify skills not yet mastered,
3. equips teachers with guidelines for spelling expectations in everyday writing that increase as students develop as writers, making the classroom a rehearsal for real-world writing, and
4. proposes multiple opportunities to engage parents in the acquisition of spelling skills with their child.

This Instant Activity helps teachers achieve item number 1 above—it complements the skill-building component in the SPELLING SOURCEBOOK Series, Second Edition.



LEVEL OF DIFFICULTY

Approximately Grades 7–8



PURPOSE

To provide reinforcement for the over-350 homophone sets introduced in both Levels 7 and 8 of the Spelling Sourcebook Series, Second Edition. Misuse of homophones constitutes one of the most frequent errors among writers of all ages, including adults. The most frequently misspelled or misused word in the English language is the homophone *there*.

Skills: homophones, vocabulary development



SUGGESTED USE

This Instant Activity can be used to complement any of numerous opportunities to reinforce homophones throughout Levels 7 and 8 of the Spelling Sourcebook Series, Second Edition.



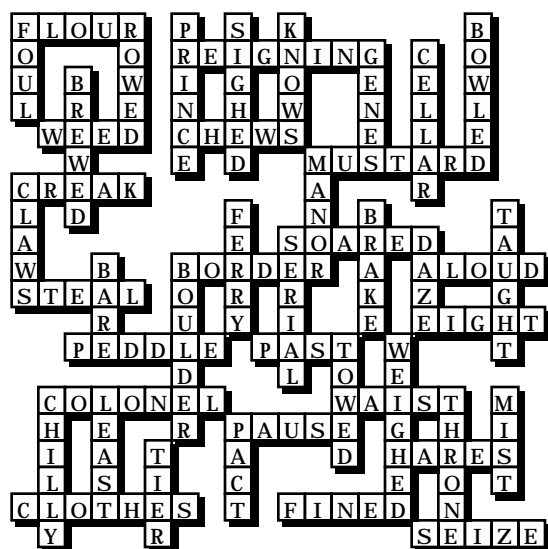
TEACHING DIRECTIONS

Print the Instant Activity and distribute a copy to each student. On the back of the Instant Activity sheet, ask students to define a homophone. Discuss responses. Conclude that homophones are words that sound the same but have different spellings and meanings. Ask students to complete the puzzle.



FOLLOW-UP

The Instant Activity can be corrected and graded, or it can be self-checked with teacher guidance, and discussed.



FOR MORE

For more activities to teach all the essential skills and concepts, and to develop a total spelling and language-related program, use the Spelling Sourcebook for your grade level.

To learn about the revised Series:

Request our free, on-loan Overview Video by calling 888-WE-SPELL (888-937-7355). The video can also be ordered through our web site: www.sittonspelling.com.

To learn how to use the Spelling Sourcebook Series:

1. Attend a seminar that explains and demonstrates lessons that reflect the Spelling Sourcebook methodology. For more information, visit www.sittonspelling.com. Click on the Training tab at the top of the page, then click on Seminar Schedule.
2. Use the **NEW TUTOR ME** Training Video/CD-ROM for your grade level either on your own or in a small group. Rebecca Sitton guides you through a complete unit, tells you exactly what to do, and why. Set aside about two hours to acquire complete expertise, or learn about each part of a unit as you need it. Invite parents to discover how their child will be learning to spell with the Parent Introduction. Visit www.sittonspelling.com for more information.

To order your SPELLING SOURCEBOOK:

Northwest Textbook Depository

P.O. Box 5608

Portland, OR 97228

800-676-6630

503-639-2559 (fax)

Build Skills and Word Experiences



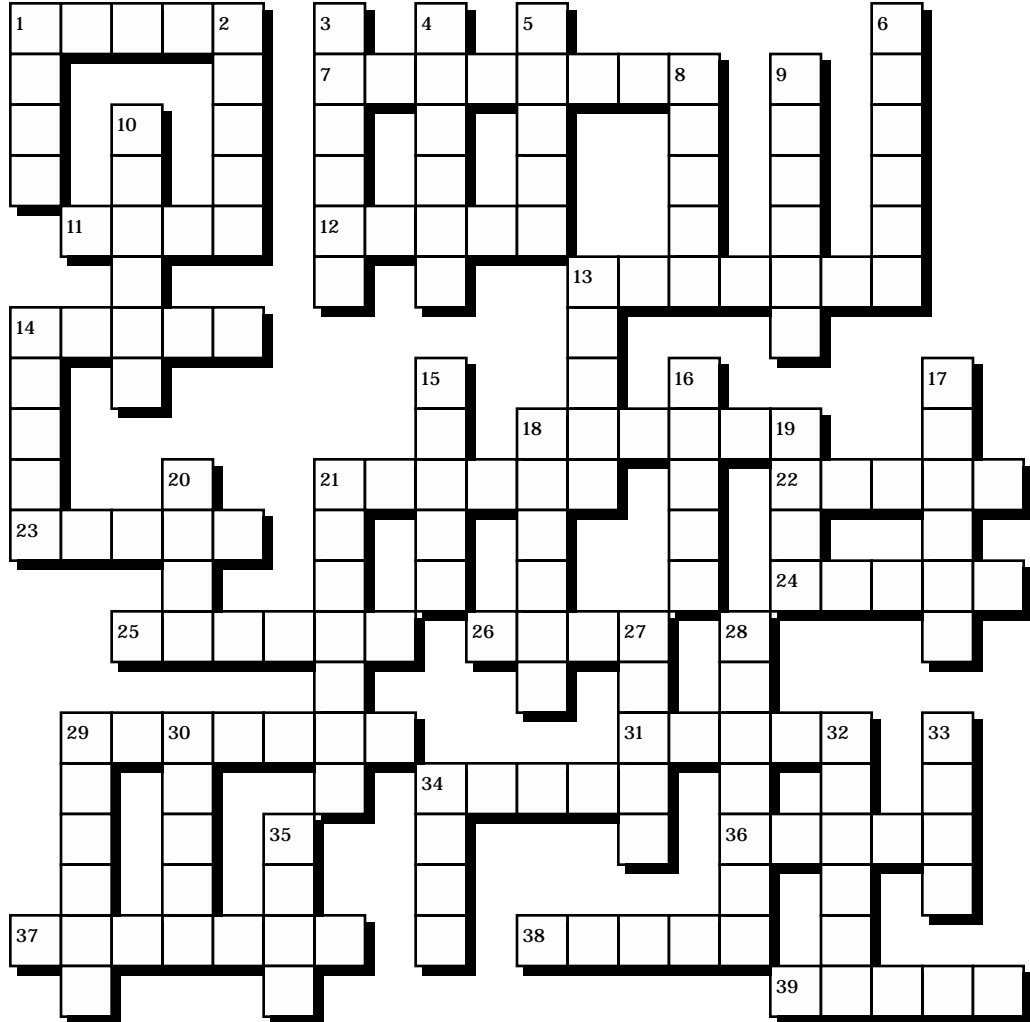
Name _____, Super Speller

Homophones

Complete the crossword puzzle by writing the answer words in the appropriate boxes. Each answer word is a homophone for the clue word. Look up unfamiliar words in the dictionary.

ACROSS

- 1 flower
- 7 raining
- 11 we'd
- 12 choose
- 13 mustered
- 14 creek
- 18 sword
- 21 boarder
- 22 allowed
- 23 steel
- 24 ate
- 25 pedal/petal
- 26 passed
- 29 kernel
- 31 waste
- 34 paws
- 36 hairs
- 37 close
- 38 find
- 39 sees/seas



DOWN

- | | | | |
|-------------|-------------|----------------|-----------|
| 1 fowl | 9 seller | 18 cereal | 30 leased |
| 2 road/rode | 10 brood | 19 days | 32 thrown |
| 3 prints | 13 manner | 20 bear | 33 missed |
| 4 side | 14 clause | 21 bolder | 34 packed |
| 5 nose | 15 fairy | 27 toad | 35 tear |
| 6 bold | 16 break | 28 wade | |
| 8 jeans | 17 taut/tot | 29 chili/chile | |